



# Safe City Conference 2014

CPTED Master Class




**Overcoming the challenge of easily gathering data in the field** 

An introduction to Plot & Audit


## Distinctions - Safety Audits

- Community consultation (& building)
  - understand safety concerns
  - identify particular areas where safety is a concern
- Walkabout to assess
  - Physical, Social, Institutional factors that affect safety and sense of safety
- Exploration of solutions both during and after the audit




## Distinctions - CPTED Review

- Consider design and use of space
- Identify desired and undesired behaviours
- Identify environmental and management factors that support desired and undesired behaviours, or inappropriate use / conflict
- Make recommendations to reduce fear and opportunities for crime




## Distinctions - Security Survey

- Directed towards specific assets
- Physical Security
- Administrative Security
- Specific or general threats
- Vulnerabilities
- Recommendations




## Risk Analysis

- What might happen?
- What are the range of consequences?
- What is there to reduce the likelihood of it happening?
- What is there to reduce the consequences?
- What is the likelihood of the risk event and what is the degree of harm per type of consequence?



## Common Aspects

- Defined functional or geographic area
- Recording of observations
  - Paper / Photos / Video
- Opportunity reduction orientation
- Presentation of findings
- Presentation of recommendations




# Safe City Conference 2014

CPTED Master Class


## Common Challenges

- Getting consistency in data collection
- Maintaining accuracy in data
- Parallel data collection / teams
- Time to collect data
- Time to process & annotate photos




## Projects that drove development

- TAFE NSW
  - 124 sites > 1,000,000 km<sup>2</sup>
  - 500 + cash handling points
  - Specific application – Robbery risk assessment
  - Reliable risk analysis tool for use by local staff




## Projects that drove development

- NSW Transport
  - 170 sites
  - CPTED Audits
  - Lighting Audits
  - Emphasis on photos to support conclusions




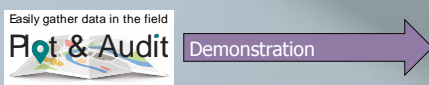
## Plot & Audit Objectives

- Tablet compatible web-application
  - Device & operating system agnostic
  - Cloud storage of data & photos
  - Central monitoring/overview of data collection
- Meaningful markers
  - Clearly legible symbolism
  - Contextually relevant data
  - Attach photos
  - Export data (with GPS)




## Audit Projects

- Audit = Audit Location + Audit Type
- Audit Type = Chosen Audit Items (markers)
- Multiple Audits per Audit Project e.g.
  - Same Audit different years
  - Different Audit Types same Location
    - Lighting / CPTED / Maintenance
  - Same Audit Type different Locations



## Social Media Plugin

overlay social media activity to inform assessments



# Safe City Conference 2014

CPTED Master Class



Easily gather data in the field

# Plot & Audit

iPad / Tablet friendly web-application  
**PlotAndAudit.com**  
**Save 10% Coupon/Voucher 'Save10%'**

  
Easily gather data in the field  
**Plot & Audit**

  
**amtac**